

SAVEN TECHNOLOGIES LIMITED



24th October, 2018

To
BSE Limited
P J Towers, Dalal Street,
Fort, Mumbai-400001

Code No.532404/SAVEN TECHNOLOGIES LIMITED

Sub: Regulation 33 of SEBI (Listing Obligations And Disclosure Requirements) Regulations, 2015

Pursuant to Regulation 33 of SEBI (Listing Obligations And Disclosure Requirements) Regulations, 2015, please find enclosed the Un-Audited Financial Results for the quarter and half year ended 30th September, 2018 and Limited Review Report for the quarter ended 30th September, 2018.

Please take the same on your records.

Thanking you

Yours faithfully,
For Saven Technologies Limited

P. Jayanthi

Jayanthi.P
Company Secretary and Compliance Officer



Encl: 1.Un-Audited Financial Results as stated above.
2. Limited Review Report as stated above.

SAVEN TECHNOLOGIES LIMITED


SAVEN TECHNOLOGIES LIMITED
 Regd. Office: No. 302, My Home Sarovar Plaza
 5-9-22, Secretariat Road
 Hyderabad - 500 063, A.P. CIN: L72200TG1993PLC015737

STATEMENT OF UNAUDITED FINANCIAL RESULTS FOR THE QUARTER AND HALF YEAR ENDED SEPTEMBER 30, 2018

(Rs.Lakhs)

S.No.	Particulars	Quarter Ended			Half year Ended		Year ended 31.03.2018 (Audited)
		30.09.2018 (Unaudited)	30.09.2017 (Unaudited)	30.06.2018 (Unaudited)	30.09.2018 (Unaudited)	30.09.2017 (Unaudited)	
1	Revenue from Operations	262.67	214.58	239.63	502.30	436.90	839.51
2	Other Income	20.52	17.91	31.40	51.92	35.01	145.94
3	Total Income (1+2)	283.19	232.49	271.03	554.22	471.91	985.45
	Expenses						
4	(a) Employee benefits expense	143.14	143.95	142.68	285.82	293.43	581.15
	(b) Finance Costs	--	--	--	--	--	--
	(c) Depreciation and amortisation expense	6.19	8.28	6.10	12.29	16.42	33.02
	(d) Other expenses	56.55	47.55	44.08	100.63	88.39	165.47
	Total expenses	205.88	199.78	192.86	398.74	398.24	779.64
5	Profit / (loss) before tax (3- 4)	77.31	32.71	78.17	155.48	73.67	205.81
	Tax expense						
6	(a) Current Tax	21.00	9.50	21.00	42.00	20.00	53.11
	(b) Deferred Tax	0.00	0.00	0.00	0.00	0.00	(1.17)
	Total Tax expense	21.00	9.50	21.00	42.00	20.00	51.94
7	Net Profit / (loss) after tax (5- 6)	56.31	23.21	57.17	113.48	53.67	153.87
8	Other Comprehensive Income						
(A)	Items that will not be reclassified to Profit or Loss	--	--	--	--	--	--
(B)	Items that will be reclassified to Profit or Loss						
	(i) Net gain / (loss) on Foreign Currency Translations	3.32	1.91	2.26	3.32	1.91	(0.30)
	(ii) Current Investments valued at Fair Value	7.54	14.82	6.76	14.30	38.25	47.22
	(iii) Income Tax relating to items that will be reclassified to Profit or Loss	(2.50)	(5.00)	(2.50)	(5.00)	(11.00)	(12.93)
	Total Other Comprehensive Income	8.36	11.73	6.52	12.62	29.16	33.99
9	Total Comprehensive Income for the period (7+8)	64.67	34.94	63.69	126.10	82.83	187.86
10	Paid-up equity share capital (Face value Rs.1/- per share)	--	--	--	--	--	108.79
11	Other Equity	--	--	--	--	--	1057.16
12	Earnings per equity share - Basic and Diluted Rs.	0.52	0.21	0.53	1.04	0.49	1.41

For Saven Technologies Limited


 Murty Gudipati
 Executive Director




SAVEN TECHNOLOGIES LIMITED

Statement of Assets and Liabilities for the Half year ended September 30, 2018

(Rs. Lakhs)

Particulars		As at 30.09.2018	As at 31.03.2018
		Unaudited	Audited
A	ASSETS		
1	Non-current assets		
	(a) Fixed assets	84.25	93.11
	(b) Non-current investments	566.04	477.22
	(c) Long-term loans and advances	2.24	2.24
	Sub-Total - Non-current assets	652.53	572.57
2	Current assets		
	(a) Trade receivables	212.77	158.88
	(b) Cash and cash equivalents	439.88	407.03
	(c) Bank Balances other than (b)	22.71	95.95
	(d) Short-term loans and advances	54.95	61.94
	(e) Other current assets	6.95	20.16
	Sub-Total - Current assets	737.26	743.96
	TOTAL – ASSETS	1,389.79	1,316.53
B	EQUITY AND LIABILITIES		
1	Equity		
	(a) Equity Share capital	108.79	108.79
	(b) Other Equity	1,183.25	1,057.16
	Sub-total -Equity	1,292.04	1,165.95
	LIABILITIES		
2	Non-current liabilities		
	(a) Deferred tax liabilities (Net)	--	--
	Sub-total - Non-current liabilities	--	--
3	Current liabilities		
	(a) Financial Liabilites		
	- Trade payables	28.27	10.36
	- Other Financial liabilities	22.71	95.95
	(b) Other current liabilities	10.40	6.01
	(c) Short-term provisions	23.67	24.28
	(d) (Current Tax Liabilities (Net)	12.7	13.98
	Sub-Total - Current liabilities	97.75	150.58
	TOTAL - EQUITY AND LIABILITIES	1,389.79	1,316.53

For Saven Technologies Limited


Murty Gudipati
 Executive Director



Notes:

1. The above financial results for the Quarter ended September 30, 2018 as reviewed and recommended by the Audit Committee were approved by the Board of Directors at the meeting held on October 24, 2018. The Statutory Auditors have carried out Limited Review of the above financial results.
2. The financial results have been prepared in accordance with the Indian Accounting Standards (Ind AS) prescribed under section 133 of the Companies Act, 2013 read with the rules thereunder and in term of SEBI Circular dated July 5, 2016.
3. The Company is mainly engaged in the Software Development and Services. There is no other reportable segment as per Accounting Standard "Operating Segments" (Ind As-108).
4. Previous period figures have been regrouped / reclassified wherever necessary.

Place : Hyderabad
Date: October 24, 2018



for Saven Technologies Limited


Murty Gudipati
Executive Director
DIN: 01459606



Limited Review Report

To
The Board of Directors
SAVEN TECHNOLOGIES LIMITED
Hyderabad.

We have reviewed the accompanying statement of unaudited financial results of SAVEN TECHNOLOGIES LIMITED ("the Company"), for the quarter ended 30th September 2018("the statement"), being submitted by the company pursuant to the Regulation 33 of the SEBI (Listing Obligations and Disclosure Requirements) Regulations, 2015 as modified by Circular No.CIR/CFD/FAC/62/2016 dated 5th July,2016.

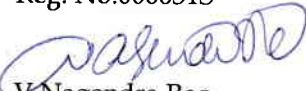
This statement which is the responsibility of the Company's Management and approved by the Board of Directors, has been prepared in accordance with the recognition and measurement principles laid down in the Indian Accounting Standard 34 "Interim Financial Reporting" (Ind AS 34"), prescribed under section 133 of the Companies Act, 2013 read with relevant rules issued there under and other accounting principles generally accepted in India. Our responsibility is to issue a report on these financial statements based on our review.

We conducted our review in accordance with the Standard on Review Engagement (SRE) 2410, "Review of Interim Financial information performed by Independent Auditor of Entity" issued by the Institute of Chartered Accountants of India. This standard requires that we plan and perform the review to obtain moderate assurance as to whether the financial statements are free of material misstatement. A review is limited primarily to inquiries of company personnel and analytical procedures applied to financial data and thus provide less assurance than an audit. We have not performed an audit and accordingly, we do not express an audit opinion.

Based on our review conducted as stated above, nothing has come to our attention that causes us to believe that the accompanying statement of unaudited financial results prepared in accordance with the aforesaid Indian Accounting standards and other accounting principles generally accepted in India has not disclosed the information required to be disclosed in terms of regulation 33 of the SEBI (Listing Obligations and Disclosure Requirements) Regulations, 2015 as modified by Circular No.CIR/CFD/FAC/62/2016 dated 5th July,2016, including the manner in which it is to be disclosed, or that it contains any material misstatement.

Place: Hyderabad
Date: 24-10-2018

For Suryanarayana & Suresh.,
Chartered Accountants
Reg. No.006631S


V Nagendra Rao
Partner
M. No. 227679

